

# BACKPACK 1

Second Edition



**Mario Herrera • Diane Pinkley**

Contributing Writer  
**Yoko Mia Hirano**



PEARSON  
Longman

# Backpack Song

It's time to open **Backpack**  
and see what we can see.  
We'll have lots of adventures.  
Explore **Backpack** with me!

**Backpack** is full of fun things  
we use each day in school.  
Stories, puzzles, songs, and games—  
**Backpack** is really cool!

It's time to open **Backpack**  
and see what we can see.  
We'll have lots of adventures.  
Explore **Backpack** with me!

**Backpack** is full of fun and facts,  
projects and pictures, too.  
We're learning English, we're never bored.  
There are great new things to do!

It's time to open **Backpack**  
and see what we can see.  
We'll have lots of adventures.  
Explore **Backpack** with me!



# 1

# Ready for School



Listen and sing.

## Hello!

Hello. I'm Ricky Red.  
Look! I have one pen and  
I'm ready for school.

Hello. I'm Gracie Green.  
Look! I have two books and  
I'm ready for school.

Hello. I'm Bobby Blue.  
Look! I have three erasers and  
I'm ready for school.

Hello! Do you hear the bell ring?  
It's time for school and  
we're ready to go!



red



green




blue



2

Look. Listen and say. Write.



What's your name?

My name is \_\_\_\_\_.

3 Count and say. Stick.

one

two

three

four

five

six

seven

eight

nine

ten



TRACK A6  
4

Listen and point. Listen and say.



1. backpack



2. book



3. chair



4. crayon



5. desk




6. marker



7. paper



8. pen



9. pencil



10. table



TRACK A-Z  
**5**

**Look at the picture. Point. Ask and answer.**

What's this?

It's a backpack.



What color is it?

It's green.

Question formation; school supplies; contractions

Unit 1

5


# Grammar

What's this? It's a chair.


TRACK A9  
6

Listen and circle.

1.



pencil




eraser

2.



pen



marker

3.



chair




table

4.



backpack



book

5.




backpack



desk

6.



paper




crayon

Look and listen. Say.



Listen. Draw and color.



It's a book.  
It's red.


It's a crayon.  
It's green.



# Listen. Draw lines.





book



chair



eraser



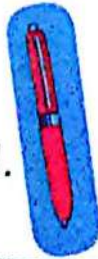
pencil



# Listen and chant.

## Hey, Jill!


Hey, Jill!  
What's this?  
It's a pen, Bill.



Hey, Ken!  
What's this?  
It's a chair, Jen.



Hey, Matt!  
What's this?  
It's a table, Pat.



# Guess Again

by Diane Pinkley





No.  
Guess again.

Is it a  
pencil case?





Yes, it is!  
You win a balloon!

Wow!  
A balloon!

# Make Color Groups

Draw and color. Use red, green, or blue.  
Sort.




It's a triangle.  
It's red.

Content connection: art; math


# Work Hard

Color.

Listen.



Read.




Write.



square

Speak.





**Copy:** I work hard in school.

# KNOW IT! SHOW IT!

✓ Touch and guess.

Review ✓



**Make a number line.  
Use the cutouts on  
page 127.**


## 2

## People We Love

TRACK 15

1

Listen and sing.



### My Family Song


F is for Fred. He is my father.  
 A is for Ann. She is my mother.  
 M is for me. I'm in the middle.  
 I is for Isaac. He is my brother.  
 L is for Lucy. She is my sister.  
 Y is for Yoli. She is the baby.

F-A-M-I-L-Y. Put them all together.  
 They spell family.

F-A-M-I-L-Y. Put us all together.  
 This is my family!

2

Look and listen. Point and say.





3

Stick and say.



Look! She's my mother.

Look! He's my brother.





Pam

Don

TRACK 118  
**4**

**Listen and point. Listen and say.**



1. father



2. mother



3. brother



4. sister



5. baby



6. grandfather




7. grandmother



8. parents



9. family



Tim



Jen

TRACK A19

5

Look at the picture.  
Ask and answer.  
Pretend.

I have two sisters.  
Who am I?

You're Pam!



TRACK A20

6

Ask and answer  
about you.

How many sisters  
do you have?

I have  
one sister.




# Grammar

How many brothers do you have?  
I have **two** brothers.



TRACK A23  
**7**

**Listen and color.**


1.



2.



3.



TRACK A23  
**8**

**Listen and circle. Say.**

me




me



TRACK 9

### Look and listen. Say.



TRACK 10

### Listen and draw.

This is my family. Here's my mother and father. I have two sisters and one brother.





**11 Listen. Draw a line. Say the letters.**

1. two brothers



2. one sister



3. three sisters



**12 Listen and chant.**

## Clap for Your Family

Sisters, sisters!

How many sisters do you have?

1, 2, 3

3 sisters. I have 3 sisters.

Clap for your sisters. 1, 2, 3



Brothers, brothers!

How many brothers do you have?

1, 2

2 brothers. I have 2 brothers.

Clap for your brothers. 1, 2



Family, family!


This is your family.

Clap for your family.

Clap for them all!


# Let's Play

by Yoko Mia Hirano



Hi, I'm José.  
What's your name?

Hello. I'm Ricky.



How many brothers  
do you have, Ricky?

I don't have any  
brothers, but I have  
two sisters. Let's play!



Let's play soccer!

OK, but we need teams.




How many brothers do you have?

I have two brothers. Here they come!



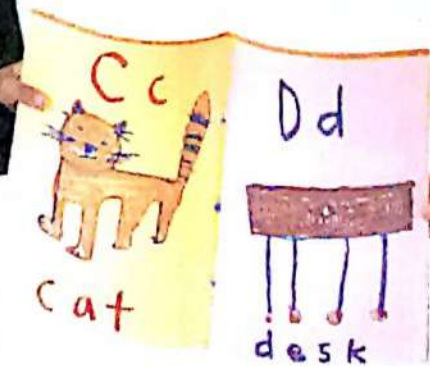
# Make an ABC Book

Draw and color.



C is for cat.


D is for desk.



Content connection: art; language arts

# Love Your Family

Look and read. Act it out.



**Copy:** I love my family.

---

---

# Know It? Show It!

Spin and say.

Review

Who are they?

They are my brothers.


How many brothers do you have?

Three.



Make a family picture. Use the cutout on page 129.

Look! This is my father.



Performance assessment  
See Assessment Package pp. 23-25, 29, 38, 46-47.

# 3

# Head to Toes

TRACK A29

1

Listen and sing.

## Look at Me!

Look at me! I'm in the ocean!  
What do you see?

Two arms in the shape of a V.  
Two arms in the shape of a V.

Look at me! I'm in the chair!  
What do you see?

A big blue towel and long brown hair.  
A big blue towel and long brown hair.

Look at me! I'm in the sand!  
What do you see?

A white hat and just one hand.  
A white hat and just one hand.

Look at me!

Look and listen. Say.

he    it    she    |    big    little    long    short



1. She is little.



2. She is big.



3. He is little.



4. He is big.



5. It is short.



6. It is long.

Listen and stick.




It is big and brown.  
It is long and orange.




It is little and yellow.  
It is short and purple.






**Listen and point. Listen and say.**



1. arm



2. ear



3. eye



4. hand



5. fingers



6. leg




7. mouth



8. nose



9. foot



10. toes



TRACK 334  
**5**

**Look at the picture. Point. Ask and answer.**

Does it have long arms?

Yes, it does.

How many arms does it have?

It has two arms.



Question formation; verb *have*

# Grammar

Does she have a little mouth? Yes, she does.

TRACK A36  
**6**

Look and listen. Check and say.



yes

no

yes

no

yes

no

yes

no

TRACK A37  
**7**

Look and listen.  
Point and count.



8

Look and listen. Say.


Look! My puppet has two arms. They are short.



Look! My puppet has three arms. They are long.



My puppet is little!



My puppet is big!



9

Listen and draw.

1



2



Listen and check.

1.		<input type="checkbox"/>	
2.		<input type="checkbox"/>	
3.		<input type="checkbox"/>	
4.	<input type="checkbox"/>	<input type="checkbox"/>	
			

Listen and chant.



# The Spider

How many eyes do you have?  
I have eight—it's true! Do you?

How many legs do you have?  
I have eight—it's true! Do you?

How many heads do you have?  
I have one—it's true! Do you?

# What Is It?

by Mario Herrera



Tiger? What is it?  
What do you see?



Copyright © by Pearson Education, Inc. All rights reserved.

Mark! What  
is it?

Mom, it's  
you!



Are you scared, Tiger?  
Let's look.



2

Mom! Dad! Help!  
There's a monster in the hall!  
It has a big head and seven arms!



3

# Make a Surprise Drawing

Draw and fold. Take turns. Count.



Look at their drawing. There are three eyes, two ears, one nose, five arms, five hands, and four legs.



Content connection: art; math

# Be Clean

Look and read. Circle.


Wash your feet / hands.



Wash your nose / ears.



Wash your body / hair.



**Copy:** I keep clean.

Blank space for copying the sentence.

# Know It? Show It!

Use the cutouts on page 131.  
Match the creature cards.



Catch the ball. Talk about the creature poster.



Performance assessment  
See Assessment Package pp. 23-25, 38, 39, 46-49.

## 4

## Things I Wear



1 Listen and sing.

### I Want Shoes

I'm wearing a jacket, a shirt, and pants,  
a shirt and pants.  
I need one thing so I can dance.  
So I can dance.

My jacket is blue, and my shirt is new.  
My shirt is new.  
My clothes are blue.  
Now I want some shoes.

I'm wearing a jacket, a shirt, and pants.  
I want some shoes so I can dance,  
so I can dance,  
so I can dance.



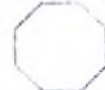
TRACK 444  
**2**

**Look and listen. Say.**

pink


white


black



**3**

**Stick and say.**





TRACK A46  
**4**

**Listen and point. Listen and say.**



1. dress



2. gloves



3. hat



4. jacket



5. pants



6. shirt



7. shoes



8. skirt



9. sneakers



10. socks



TRACK A47  
5

**Look at the picture.  
Point. Ask and answer.**

What is he wearing?

He's wearing green pants.



TRACK A48  
6

**Ask and answer about you.**

What are your favorite clothes?

I like shirts and pants.



# Grammar

What is she wearing? She's wearing a white shirt.

TRACK ASD  
7

Listen. Draw a line. Color and say.

1. She's wearing a green skirt.



2. He's wearing blue pants.



3. She's wearing a purple dress.



4. He's wearing a yellow jacket.



TRACK ASD  
8

Look and listen. Say.

I have a sock.

I have a sock, too!



I have pants.

I have a shirt!



What are you wearing?



I'm wearing a big hat!

Questions with third, second person singular

9

Listen and circle.

1.



shoe




shoes

2.



hat



hats

3.



shirt



shirts

4.



sock



socks

10

Draw yourself. What are you wearing? Say.





## 11 Listen. Draw a line.

He's wearing blue pants.  
 He's wearing white shoes.  
 He's wearing a red T-shirt.

She's wearing a purple dress,  
 She's wearing a black jacket,  
 She's wearing a white hat.



## 12 Listen and chant.

### What's This?

What's this?

That's my new jacket.  
 I'm going to pack it.

What's this?

That's my blue sweater.  
 It's for cold weather.

What's this?

It's a pair of socks.  
 Now throw away the box!



# The Fun House

by Mairead Stack



I'm going to  
the summer fair.

I like to see what  
people wear.



Copyright © by Pearson Education, Inc. All rights reserved.



In the mirror, a boy  
is laughing at me.

Look at him.  
Who is he?



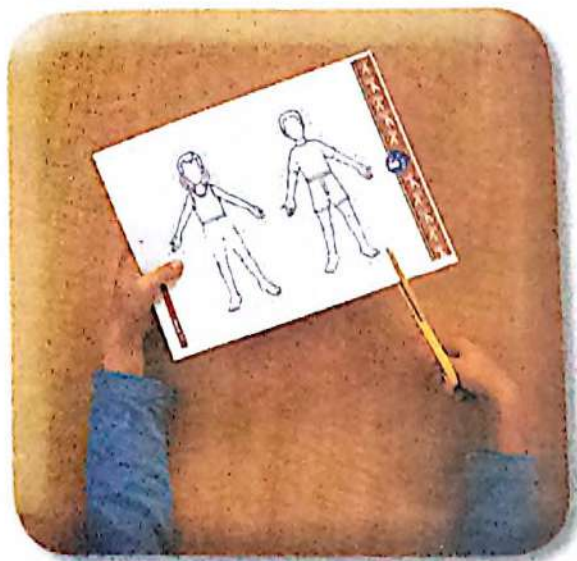

I'm walking in the  
big Fun House.  
I see a girl in a funny  
yellow blouse.



I see a shirt. It's  
big. I see shoes.  
They're small.  
In the mirror, the  
boy looks tall!

# Make a Mobile

✂ Use the cutouts on page 133.  
Talk about the clothes.



What is he wearing?

He's wearing a yellow shirt.



# Be Neat

Color.



Put away your clothes.

**Copy:** I am neat.

---

---

# Know It? Show It!



Listen and color. Find three blue things in a row.




Make a collage of your favorite clothes.

I love hats!



## 5

## At Home

1

Listen and sing.

## Let's Make a House!

Let's make a house  
with paper and glue.  
There's a project  
we can do.  
Here are scissors.  
Here's a pen.  
Let's cut out shapes  
one to ten.

Circles and squares  
all around.  
Rectangles fall  
on the ground.

What's the shape  
that's left out?  
"The triangle!"  
we both shout.

(Chorus)




circle square triangle rectangle

TRACK AND  
**2**


**Listen. Look and count. Say.**



**3** **Make a house. Stick. Show and say.** 



Questions with *how many*; shapes;  
*there is/there are*



TRACK 4

4 Listen and point. Listen and say.



1. bathroom    2. bedroom    3. dining room    4. kitchen    5. living room



6. cooking    7. eating    8. reading    9. sleeping    10. watching TV



TRACK A51  
5

**Look at the picture. Point. Ask and answer.**

Where's the mother?

She's in the living room.

What's she doing?

She's reading.



Question formation; simple present; present progressive; contractions

# Grammar

Where's your sister? She's in the living room.

TRACK A63  
6

Look and listen. Write the number.



7

Circle the action that is different. Write it and say.

cooking    eating    reading    sleeping    watching TV



1. She's \_\_\_\_\_ .    She's \_\_\_\_\_ .    He's eating .



2. She's \_\_\_\_\_ .    He's \_\_\_\_\_ .    He's \_\_\_\_\_ .



3. She's \_\_\_\_\_ .    He's \_\_\_\_\_ .    She's \_\_\_\_\_ .

Look and listen. Say.

How many rooms do you see?

I see four rooms.

Where's the baby?

She's in the bathroom.



What's the baby doing?

She's taking a bath!



Color. Write and say.



\_\_\_\_\_

\_\_\_\_\_

Question formation; simple present; present progressive

**Listen. Draw lines.**

1.



sleeping



2.



reading



3.



cooking



4.



watching TV



**Listen and chant.**

**We Are Busy**

She is sleeping.  
She is sleeping.  
Please don't shout.  
Shh! Shh! Shh!



He is eating.  
He is eating.  
I'd like some.  
Yum. Yum. Yum.



We are playing.  
We are playing.  
Let's have fun!  
Fun! Fun! Fun!



# Home with Mom

by Philip Thomas

Where are you?  
Where are you  
hiding?



I'm in the  
living room.

1  
TRACK ASY

Copyright © by Pearson Education, Inc. All rights reserved.

I'm cooking your  
favorite food.  
Are you hungry?



Yes! The cat is  
eating. I want  
to eat, too!

4



# Make a Fun Wheel

 Draw and cut. Spin and say.

Art  
Project



She's sleeping in  
the bedroom.



Content connection: art

Unit 5

59

# Help at Home


Color.



**Copy:** I help at home.

# Know It? Show It!

Cut out the house on page 135.  
Listen and draw.



Draw a bed in room number 2.

This is my living room.

Make a room.



Performance assessment  
See Assessment Package pp. 23-25, 32, 41, 46-47.

# 6 On the Farm



Listen and sing.

## All Around the Farm

A cow, a duck,  
a great big truck!  
A goat, a cat,  
oh, look at that!

A horse, a hen,  
chicks in a pen,  
A dog, a rake,  
an egg, a snake!

*All around the farm,  
what else can we see?*

*All around the farm,  
take a look with me!*

Ducks are swimming.  
Sheep are eating.  
Birds are flying.  
Frogs are jumping.

*(Chorus)*



TRACK A69  
**2**

**Look and listen. Say.**


This is a frog.  
It's a big frog.

This is a frog, too.  
It's a little frog.



TRACK A70  
**3**

**Listen and stick. Say.**



Prenominal adjectives; *this*; singular/plural



**4**

**Look and point. Listen and say.**



1. bird flying



2. cat climbing



3. cow eating



4. dog sleeping



5. duck swimming



6. farmer talking



7. frog jumping



8. horse running



9. sheep walking



10. worm crawling



TRACK 473  
**5**

**Look at the picture. Point. Ask and answer.**

What are they?

They're sheep.

What are they doing?

They're walking.



Question formation; simple present; present progressive

## Grammar

What is the fish doing?  
What are the cows doing?

It's swimming.  
They're eating.



**Look and listen. Draw a line.**

1.



It's eating.

2.



They're walking.

3.



It's jumping.

4.



It's flying.

5.



They're sleeping.

Present progressive; verb *do*;  
singular/plural

TRACK A76  
**7**

**Look and listen. Say.**

What is it?

It's a bird.

What are they?


They're frogs.

What are they doing?

They're jumping!  
Watch out!

TRACK A77  
**8**

**Listen and draw.**



Questions; contractions; simple present;  
present progressive

Unit 6

**9** Look and write. Say.



They're \_\_\_\_\_.



It's \_\_\_\_\_.



They're \_\_\_\_\_.



It's \_\_\_\_\_.



They're \_\_\_\_\_.

eating  
flying  
running  
swimming  
walking

**10** Listen and chant.

**Look and See!**

This is fun.  
Look and see!  
The birds are dancing.  
They're dancing with me.

This is fun.  
Look and see!  
The birds are flying.  
They're flying with me!



# Out of My House!

by Yoko Mia Hirano



What are those ants doing in your house?

They're crawling. They're crawling all over the rug!

Copyright © by Pearson Education, Inc. All rights reserved.



I'm chasing everybody out of my house!

No. Not you! Please stay.

What are you doing?

Me, too?



# Make Animal Puppets

 Color and cut out the animals on page 137.

Science  
Project



Here's a little turtle  
and a big horse.



The turtle is my pet. The  
horse is on a farm.

# Take Care of Your Pet

Draw a line from the word to the pet.

Play with your pet.




Brush your pet.



Feed your pet.



Clean up after your pet.



cat  
dog  
fish  
hamster

**Copy:** I take care of my pet.

---

---

# Know It? Show It!

Review

Look and say.

What are the horses doing?

They're eating.

1. Two horses grazing.

2. A snake slithering.

3. A cow and a sheep eating.

4. A dog running.

5. Three frogs jumping.

6. Two ducks swimming.

7. Three birds flying.

8. A monkey climbing a tree.

You're a frog.  
You're jumping.

Play charades.



Unit 6

I can do it!

Performance assessment  
See Assessment Package pp. 23–25, 33, 42, 46–47, 50–51.

Unit 6


## 7

## Celebrations

TRACK B1

1

Listen and sing.



## A Happy Day

*Tuesday is my birthday  
and it will be a happy day.  
Tuesday is my birthday.  
I'll have a party to celebrate.*

I want pizza, lemonade, and cake,  
or some ice cream and a nice  
milk shake.


I want hot dogs and an apple pie,  
and lots of birthday gifts  
piled high.

*(Chorus)*




TRACK B2  
**2**

**Look and listen. Say.**



TRACK B3  
**3**

**Listen and say. Listen and stick.**





TRACKS  
4

Listen and point. Listen and say.

1.  cake
2.  fish
3.  hamburgers
4.  ice cream
5.  lemonade
6.  milk
7.  juice
8.  pizza
9.  rice
10.  salad
11.  sandwiches



**5** Look at the picture.  
Point. Ask and answer.

What does  
he have?



He has lemonade.



**6** Ask and answer  
about you.

Do you like  
lemonade?

Yes, I do.



## Grammar

What does she have? She has cake.  
What do you have? I have cake.



**Look and listen. Circle.**

1. She has




cake.



a hamburger.

2. I have



a hot dog.



pizza.

3. He has



two hot dogs.



two presents.

4. He has



pizza.



a sandwich.

5. I have



milk.



lemonade.

6. She has




three balloons.




three hats.



### 8 Look and listen. Say.



### 9 Listen and draw.



I have salad, pizza, and orange juice.

Questions with *have*; first, second, third person singular; food

**Listen and write.**

cake ice cream milk rice salad

1. I have \_\_\_\_\_ on Monday.
2. I have \_\_\_\_\_ on Tuesday.
3. I have \_\_\_\_\_ on Wednesday.
4. I have \_\_\_\_\_ on Thursday.
5. I have \_\_\_\_\_ on Friday.




**Listen and chant.**

## A Celebration

Today I have a present.  
It's little, blue, and round.  
It's for a celebration,  
and it makes a funny sound!

Today I have a present  
in a box that's green and square.  
It's for a celebration.  
It's something I can wear!

Today I have a present.  
Whatever can it be?  
It's for a celebration.  
Come, open it with me!



# Rabbit Joe Has a Party

by Yoko Mia Hirano



Rabbit Joe is planning a party.  
Rabbit Sue says he needs pizza, cake,  
and ice cream.

Copyright © by Pearson Education, Inc. All rights reserved.



Many rabbits come to the party.  
Rabbit Joe has carrot soup and lettuce pie.  
He does not need pizza, cake, or  
ice cream!

Rabbit Joe has a garden with vegetables.

He does not have pizza, cake, or ice cream.




Rabbit Joe has carrots and lettuce.

He loves to eat vegetables.



# Time for Presents

✂ Cut out the present on page 139.  
Cut and tape. Draw and say.



Content connection: art

# Celebrate Special Days

Color.



Father's Day



Christmas




Birthday

**Copy:** I celebrate special days.

# Know It? Show It!

Make a food pocket game.

Review



Draw your favorite foods.

My favorite foods are fish and oranges.



Performance assessment  
See Assessment Package pp. 23-25, 34, 43, 46-47.

Unit 7

85



TRACK 815  
1

Listen and sing.



## The Toy Box

I have a toy box, big and brown.  
I look inside and find a clown.  
I have a toy box with twelve toys,  
some toys for girls,  
some toys for boys.

*Clap your hands!*  
*Clap your hands!*  
*I play all day with my toy box.*

I have a toy box. I look inside.  
I see it's empty—now I can hide!

*(Chorus)*



1 2 3 4 5 6 7 8 9 10 11 12

Look and listen. Say.

in  
on  
under

Where is the crayon?

It's on the book.



3 Count and say. Stick.

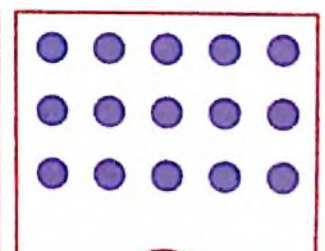

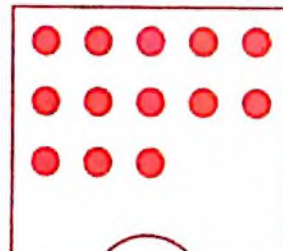

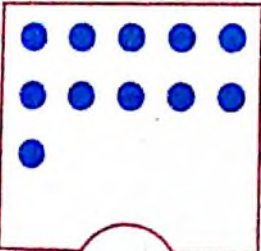
eleven

twelve

thirteen

fourteen

fifteen







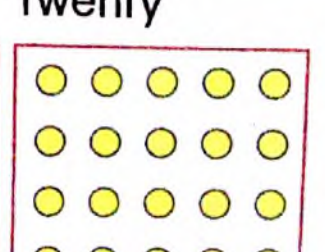
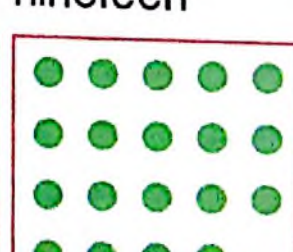


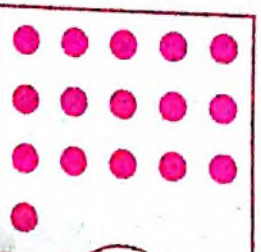

sixteen


seventeen

eighteen

nineteen

twenty





TRACK 18  
4

Listen and point. Listen and say.



1. bikes



2. blocks



3. boats



4. dolls



5. kites



6. marbles



7. planes




8. skates



9. trains



10. yo-yos



TRACK B19  
5

**Look at the picture. Point. Ask and answer.**

What does she want?



She wants some blocks.

Where are the blocks?



They're on the shelf.



Question formation; verb *want*;  
prepositions of location

What do you want?



I want a ball.



bike  
book  
car



**Listen and write. Draw a line.**

1. I want a blue \_\_\_\_\_.



2. I want a red \_\_\_\_\_.



3. I want a green \_\_\_\_\_.



### Grammar

Where's the ball? It's in the toy box.



**Listen and circle. Draw a line.**

1. The ball is **on** / **under** the chair.



2. The kite is **on** / **in** the toy box.



3. The doll is **under** / **on** the table.




TRACK B21  
8

Look and listen. Say.



9 Draw and write.



The \_\_\_\_\_ is in the toy box.

The \_\_\_\_\_ is on the toy box.

Toys; verb want; prepositions of location



Look and listen. Write the number.



Listen and chant.

### Where Is the Boat?

Where is the boat?  
The boat is on the desk.  
The boat is on the desk.


Where is the desk?  
The desk is on the bike.  
The desk is on the bike.

Where is the bike?  
The bike is rolling away!  
Oh, no! Oh, no! Oh, no!

Oh, no! Oh, no!  
Oh, no!



I say, "Oh, I see.  
Maria likes my teddy bear.  
I think that I'll just leave him there."



## Where's My Bear?

by Yoko Mia Hirano

I say, "I want my teddy bear.  
Where is it, Dad?"

He says, "We'll look for it.  
Don't be sad."



I say, "I want my teddy bear. It is red."  
I look on my desk, and I look under  
my bed.



I say, "I want my teddy bear.  
Where can it be?"

Mom says, "I know where it is.  
Come with me."



# Make a Toy Box

✂ Cut out the toy box label on page 141.




What's in your toy box?

I have a plane in my toy box.



# Share with Others


What toys do you share? Circle the toys.



**Copy:** I share my toys.

# Know It? Show It!

Look. Ask and answer.



What do you want?



I want a balloon.



you



she



he



you



she



he



she



you

Say where each toy is.



The ball is on the desk.





1 Listen and sing.

## Having Fun

We're at the playground.  
We're kicking a ball.  
We're dancing around.  
Come and join us all!

We're taking a walk.  
We're having a snack.  
We're stopping to talk.  
Put down your backpack!

*We're having fun!*


*We're having fun!*

We're singing a song.  
We're flying a kite.  
We're marching along  
from morning till night!

*(Chorus)*

TRACK B28  
**2**

**Look and listen. Point and say.**



TRACK B29  
**3**

**Listen and stick. Say.**



This yo-yo is pink.  
These planes are purple.



That ball is brown.  
Those skates are red.

Demonstrative adjectives; colors

Unit 9



TRACK 851  
**4**

Listen and point. Listen and say.



1. catching



2. dancing



3. eating



4. kicking



5. singing



6. throwing



7. jumping rope



8. playing a game



9. riding a bike



10. roller skating



TRACK 832  
5

Look at the picture. Point. Ask and answer.

Is he jumping rope?

No, he isn't.

Is he singing?

Yes, he is.



Question formation; present progressive

## Grammar

Is she singing?  
Is she dancing?

No, she isn't.  
Yes, she is.



### 6 Look and listen. Read and circle.

1. Is she catching a ball?



Yes, she is.

No, she isn't.

2. Is he kicking a ball?



Yes, he is.

No, he isn't.

3. Is she sleeping?



Yes, she is.

No, she isn't.

4. Is she jumping rope?



Yes, she is.

No, she isn't.

5. Is he throwing a ball?



Yes, he is.

No, he isn't.

6. Is he roller skating?




Yes, he is.

No, he isn't.


TRACK B35  
7

### Look and listen. Say.



TRACK B36  
8

### Listen and draw.



One boy is jumping rope.  
Two girls are kicking a ball.



## Listen and write. Draw a line. Color.

1. She's \_\_\_\_\_  
a ball.



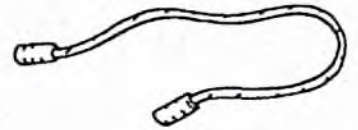

2. He's \_\_\_\_\_  
rope.



3. She's \_\_\_\_\_  
a bike.



4. He's \_\_\_\_\_  
a ball.



## Listen and chant.

### Kicking, Singing, Skating



He's kicking.  
He's kicking.  
He's kicking a ball.

She's singing.  
She's singing.  
She's singing a song.




He's skating.  
He's skating.  
Watch out. Don't fall!

Tony is catching at the playground.  
And he's reading, too.  
He's having fun!



# Tony Is Reading

by Penny Young



Tina says, "Tony, let's go to the playground."

Tony says, "I'm reading."

Tina says, "You can read at the playground."





Tony is swinging at the playground.

And he's reading, too.

2



Tony is sliding at the playground.  
And he's reading, too.


3

# Make Action Puzzles

 Draw and color. Cut. Show and say.





She's riding a bike.  
She's skating. He's  
kicking a ball.



# Be Healthy

Look and read. Act it out.



**Copy:** I get exercise.

---

---

# Know It? Show It!

Look and say.

Review






Use cutouts on page 141.

These skates are green.  
I want these skates.

This train is blue.  
I want this train.



Performance assessment  
See Assessment Package pp. 23–25, 36, 45–47, 52–53.

Unit 9



1 Listen and say.



2 Listen and say. Point to the picture below.



3 Listen and say. Write the letter.

1



\_\_pple

2



\_\_ish

3



\_\_at

4



\_\_ird

5




\_\_ame

6



\_\_at

7



\_\_lephant

8



\_\_og

TRACK B44  
**1**

Listen and say.

TRACK B45  
**2**

Listen and say. Point to the picture below.

TRACK B46  
**3**


Listen and say. Write the letter.

**1**



\_\_ce cream

**2**



\_\_onkey

**3**



\_\_encil

**4**



\_\_ite

**5**



\_\_urse

**6**



\_\_ion

**7**




\_\_acket

**8**



\_\_ueen

**9**



\_\_range

TRACK B48  
1

Listen and say.

TRACK B49  
2

Listen and say. Point to the picture below.

TRACK B50  
3

Listen and say. Write the letter.

1




\_\_iolin

2



fo\_\_

3



\_\_andwich

4



\_\_o-yo

5




\_\_mbrella

6



\_\_able

7



\_\_obot

8



\_\_ebra

9




\_\_indow

**1** Listen and say.

**2** Listen and say. Point to the picture.



**3** Listen. Which words have the same sound as the *p* in *pen*? Circle the number.



**4** Read. Underline the words with the same sound as the *p* in *pen*.

This is my puppet. Her name is Pat. She has a pink shirt and purple pants. I like to play with Pat in the park.



**5** What is in your backpack? Write words that have the same sound as the *p* in *pen*. Say.

---



---

TRACK B55  
**1**

Listen and say.

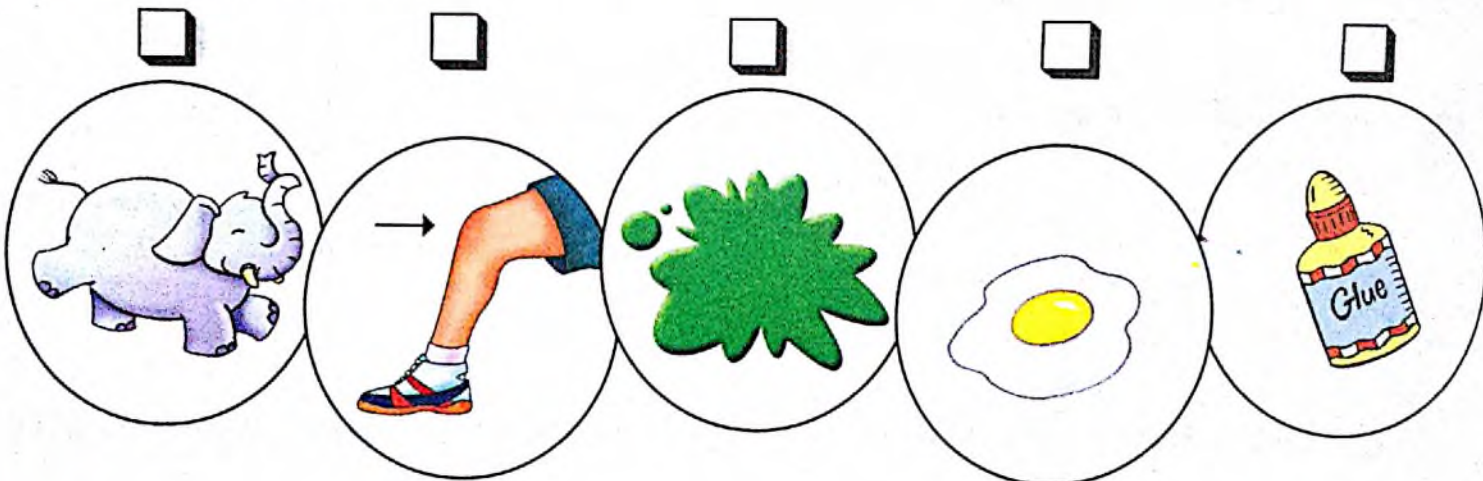
TRACK B56  
**2**

Listen and say. Point to the picture.



TRACK B57  
**3**

Listen. Which words have the same sound as the *e* in *bed*? Check the boxes.



**4**

Read. Underline the words with the same sound as the *e* in *bed*.

This is my brother Ken. He's ten. He likes yellow shirts and shoes. His favorite drink is lemonade.



**5**

Look around you. Write words that have the same sound as the *e* in *bed*. Say.



---




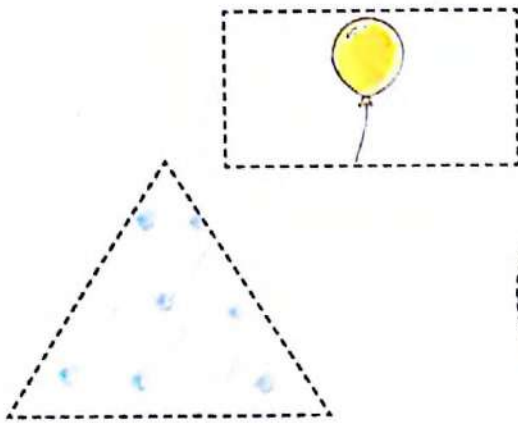
---

**1** Listen and say.

**2** Listen and say. Point to the picture.




**3** Listen. Which words have the same sound as the *r* in *red*?  
Trace the shapes.



**4** Read. Underline the words with the same sound as the *r* in *red*.

This is grandfather's farm. His two horses are Brownie and Star. They are running to the river to drink water.



**5** Write letters to make words with the same sound as the *r* in *red*. Say.

I have a new \_\_\_ed \_\_\_obot. It's a bi\_\_\_thday p\_\_\_esent  
from my siste\_\_\_ Ma\_\_\_ia. My pa\_\_\_ty was fun!



1 Listen and say.



2 Listen and say. Point to the picture.

1



2





3



4



3 Listen. Which words have the same sound as the **b** in **ball**? Check the stars.



4 Read. Underline the words with the same sound as the **b** in **ball**.

Billy is my baby brother. He likes to bounce his big blue and white ball. He likes to play in his bedroom.



5 Write words that have the same sound as the **b** in **ball**. Say.

two animals: \_\_\_\_\_

two rooms in a house: \_\_\_\_\_



1 Listen and say.



2 Listen and say. Point to the picture.

1



2



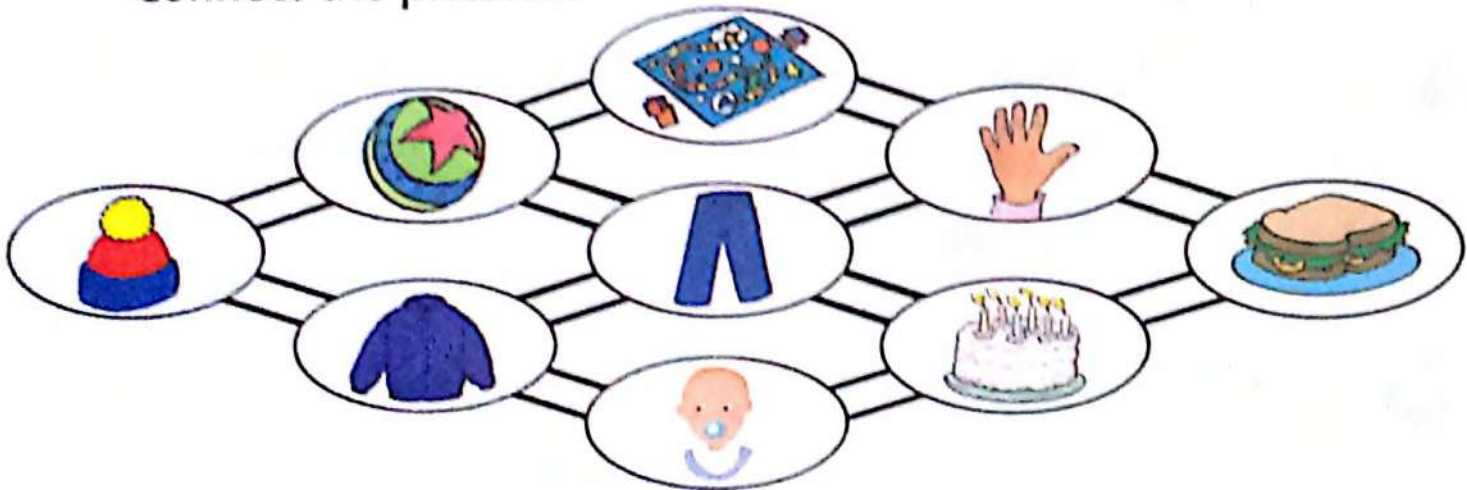
3



4




3 Listen. Which words have the same sound as the *a* in *bat*? Connect the pictures.



4 Read. Underline the words with the same sound as the *a* in *bat*.

Oh, no! There's a happy ant on my sandwich. And there are more ants walking on my salad, my apple, and my cake!



5 Write words that have the same sound as the *a* in *bat*. Say.



\_\_\_\_\_

\_\_\_\_\_

\_\_\_\_\_

TRACK B67  
**1**

Listen and say.

TRACK B68  
**2**

Listen and say. Point to the picture.

**1**



**2**



**3**



**4**



TRACK B69  
**3**

Listen. Which words have the same sound as the *s* in *sock*? Circle the number.

**1**



**2**



**3**



**4**



**5**



**4**

Read. Underline the words with the same sound as the *s* in *sock*.

My sister Sonia is having a birthday party on Saturday. She will be seven. Sonia wants lots of presents!



**5**

Write words that have the same sound as the *s* in *sock*. Say.

two kinds of clothes: \_\_\_\_\_

two days of the week: \_\_\_\_\_

ABC Cards



A



a B



b C

c



D



d E



e F


f



G



g H



h I

i





J



j K



k L

l




M

m N



n O

o



P

p Q



q R

r





S

s T



t U

u



V

v W



w X

x



Y

y Z



z


## Subject Pronouns



I



you



he



she



it



we



you



they

## Simple Present of Be

I am  
you are  
he is  
she is  
it is

we are  
you are  
they are

I am six.




She is 6 today.

## Present of Have

I have  
you have  
he has  
she has  
it has

we have  
you have  
they have

I have ice cream.



He has ice cream.

Present Progressive

I'm walking  
you're walking

he's walking  
she's walking  
it's walking

we're walking  
you're walking

they're walking

I'm walking to school.


They're walking to school too.



Questions with Be  
Yes/No Questions

Are you 6?

No, I'm 7.



Is she your sister?

Yes, she is.



Information Questions




















Where's your doll?







What are they?

They're frogs.

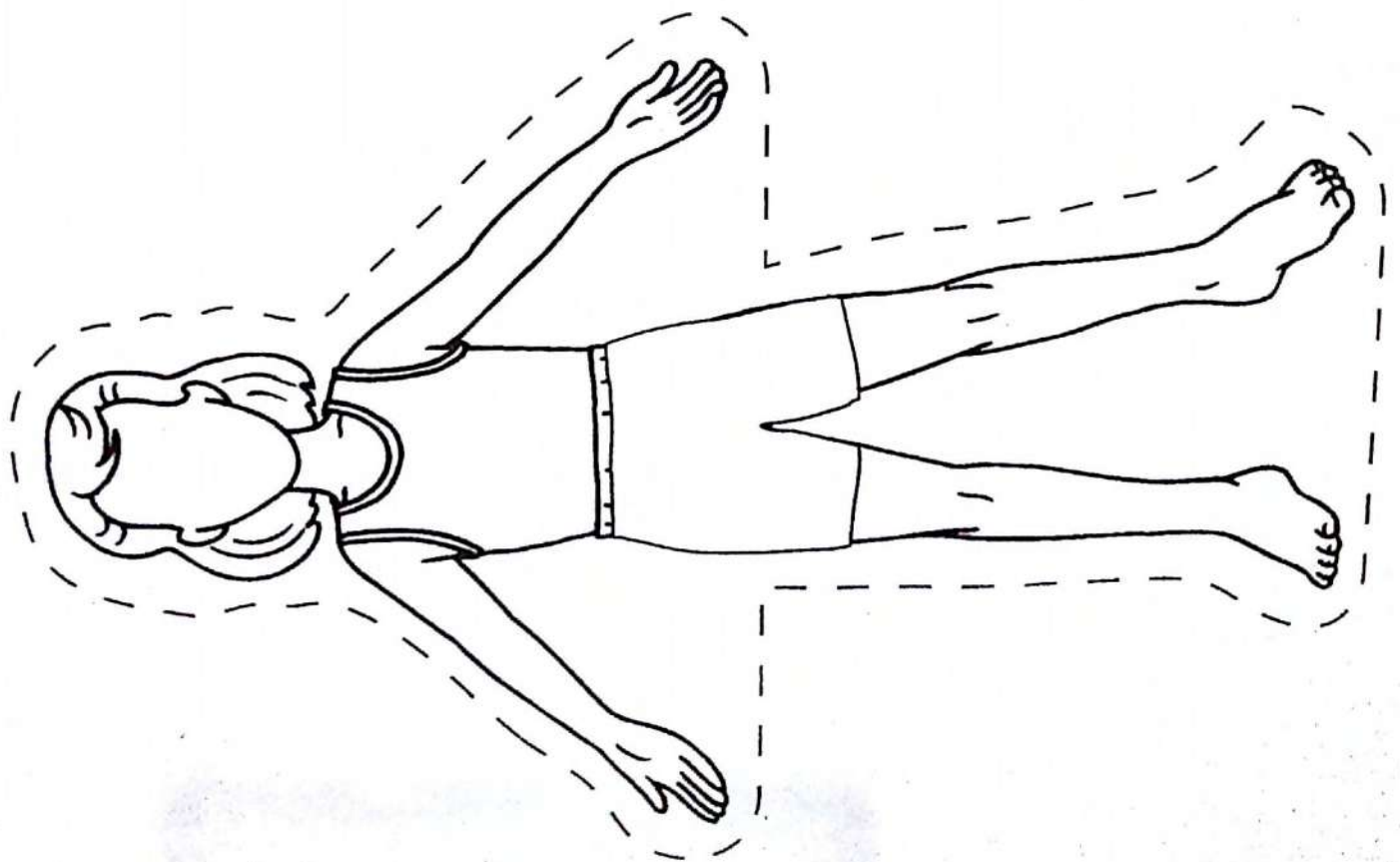
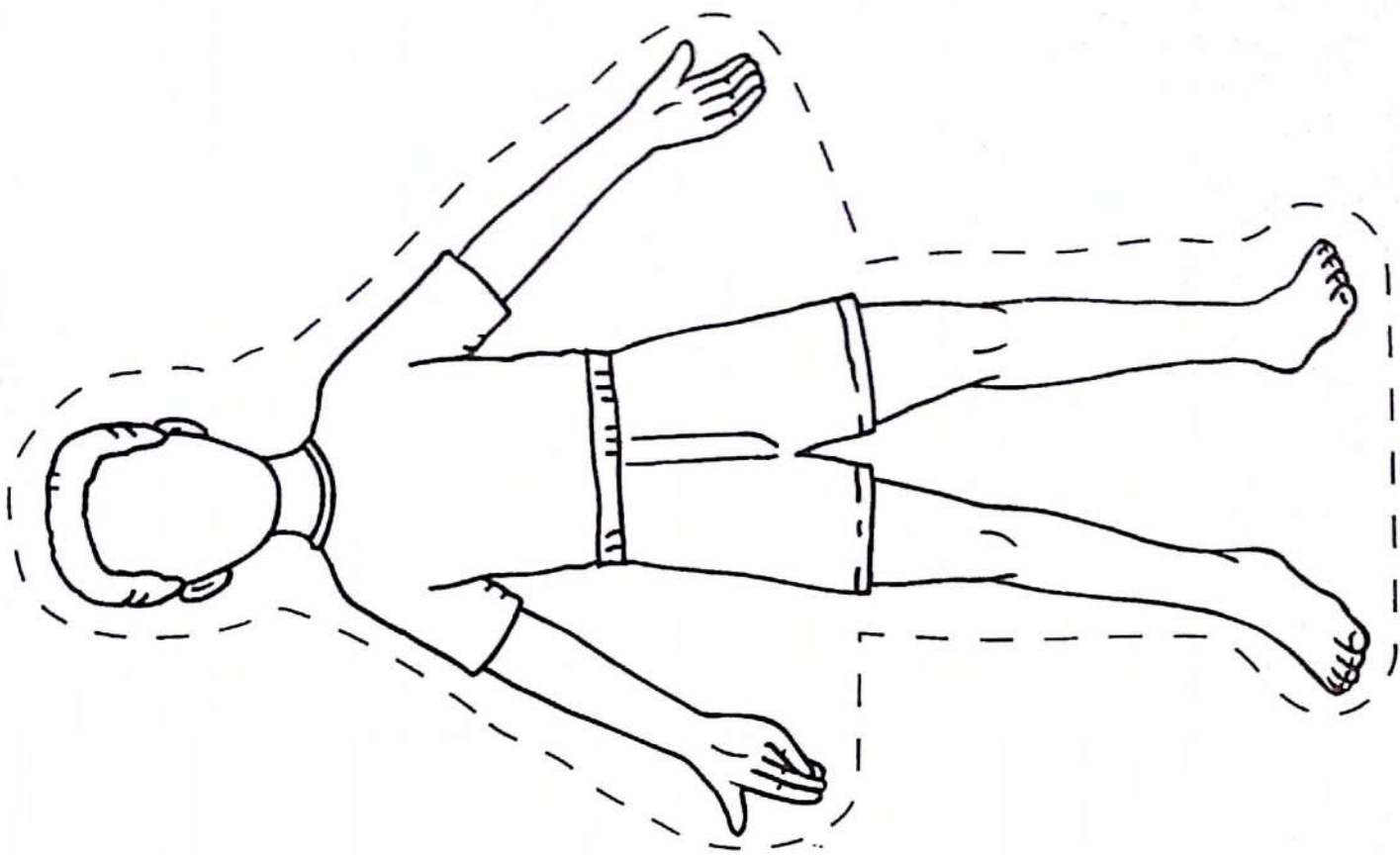


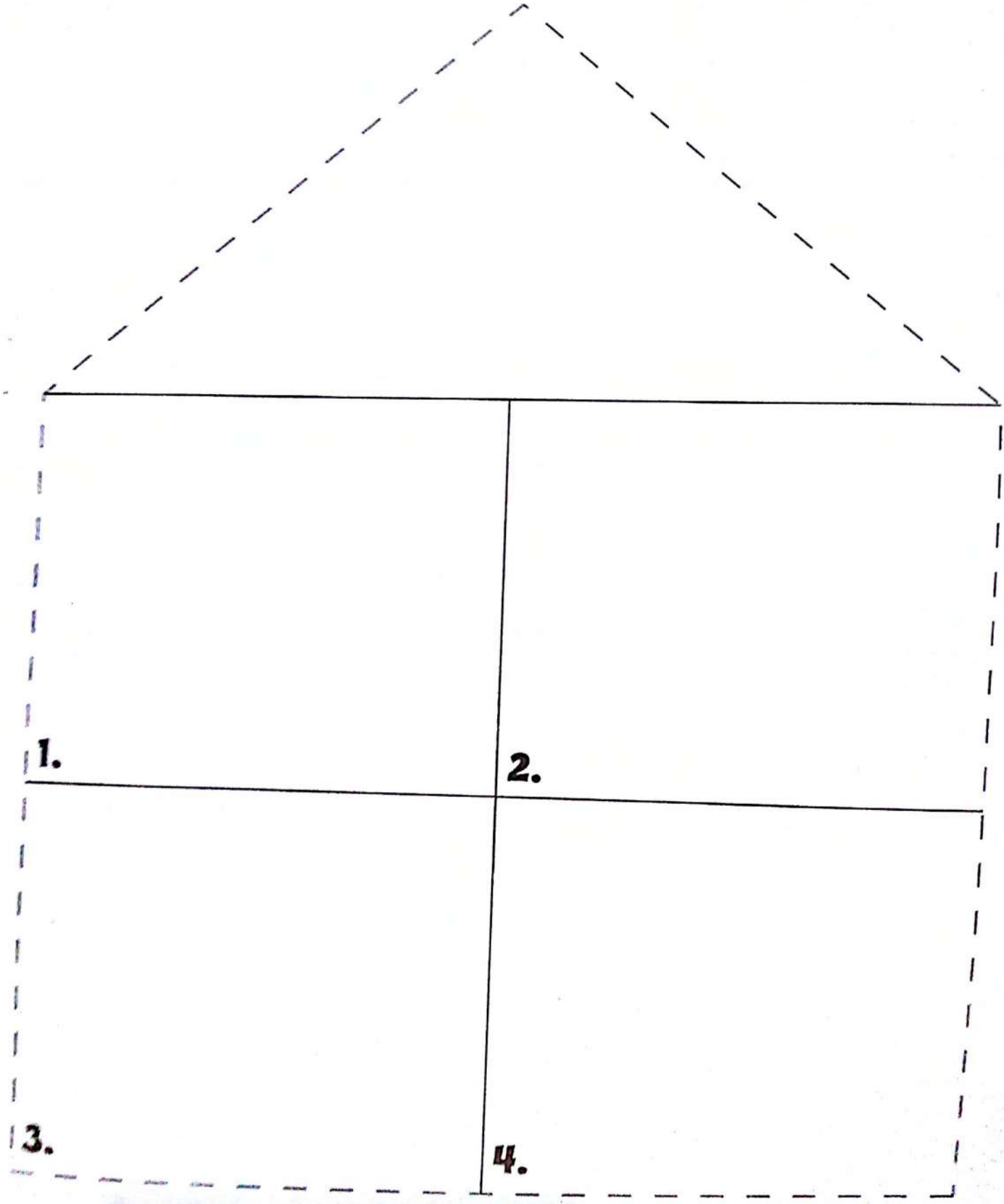







Unit  
4




Unit  
**5**



Unit  
6



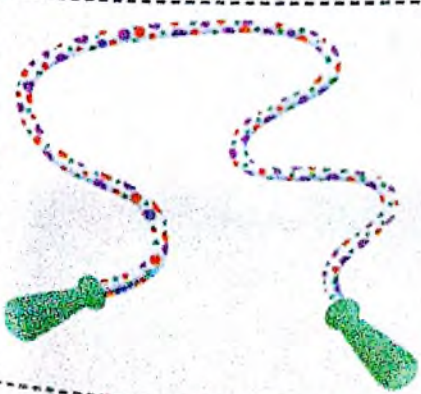
Unit  
7





's

# Toy Box



# BACKPACK

**Second Edition**

Reach into **Backpack, Second Edition** for a richly illustrated, seven-level communicative program that motivates primary learners and supports teachers. *Backpack* is packed with kid-friendly topics, catchy songs and chants, stickers, games, stories, hands-on projects, and TPR activities. Young learners will succeed with *Backpack*!

## **NEW Features**

- All-**NEW** music engages students with a catchy, pop sound
- **NEW** values curriculum provides character education and strengthens the home-school connection
- **NEW** Picture Dictionary (Starter), Sound and Spelling Handbooks (Levels 1–3), and Grammar and Writing Handbooks (Levels 4–6) in the Student Books and Workbooks provide support and practice
- **NEW** Assessment Package offers teachers' tips, techniques, tests, and a test generator
- Content Readers with Teacher's Manuals (Levels 1–6) provide reading practice and content connections
- **NEW** Interactive Whiteboard Software engages students and helps sustain motivation

## **Components**

- Student Book with Sound and Spelling Handbook and CD-ROM
- Workbook with Workbook CD
- Interleaved Teacher's Edition
- Class Audio CD
- Assessment Package
- Large-format Picture Cards
- Large-format Posters
- Teacher's Resource Book
- Video (DVD) with Guide
- Interactive Whiteboard Software
- Companion Website



Backpack Companion Website  
<http://www.pearsonlongman.com/backpack>

